

# **APOORVALEASINGFINANCE&INVESTMENTCO.LTD.**

Corporate Office: C-1/9 First Floor, Sector – 31, Gautam Budh Nagar, Noida, 201301

CIN No.L74899DL1983PLC016713 Email : [apoorvaleasing@gmail.com](mailto:apoorvaleasing@gmail.com)

PH#0120-4372849

---

---

To,  
BSE Limited,  
Phiroze Jeejeebhoy Towers,  
DalalStreet, Fort, Mumbai-400001.

Date:14/11/2024

**COMPANY CODE NO.: 539545.**

**Sub: Outcome of Board Meeting**

Dear Sir/Madam,

Pursuant to the Regulation 30 and other applicable regulations of the SEBI (Listing Obligations and Disclosure requirements) Regulations, 2015 and in continuation of our Earlier intimation of Board Meeting dated 05.11.2024 we hereby inform you that meeting of the Board of Directors of the Company, duly convened and held at the Corporate office of the Company i.e. C-1/9, First Floor, Sector-31, Gautam Budh Nagar, Noida, 201301, today on 14.11.2024 at 2:30P.M. and concluded at 3:00 P.M the Board of Directors has inter alia transacted the following businesses:

1. The Board Considered and approved the Unaudited Consolidate and Standalone Financial Results along with the Limited Review Report for the quarter ended September 2024. In this connection, please find enclosed herewith un-audited Standalone and Consolidated Financial Results of the Company for the quarter ended September 30, 2024 along with the Limited Review Report with Declaration pursuant to the provisions of Regulation 33(3) (d) of the SEBI (Listing Obligations and Disclosure Requirements) Regulations, 2015.

This is for your kind information and record please.

**Thanking You,  
Yoursfaithfully,  
For Apoorva Leasing Finance & Investment Company Ltd**

**CompanySecretary**

**Enclosed**

1. **Limited Review Report with Financial Results**

**APOORVA LEASING FINANCE AND INVESTMENT COMPANY LIMITED**

CIN No: L74899DL1983PLC016713, Email : apoorvaleasing@gmail.com, Website: www.apoorvaleasingfinance.com  
 Regd. Off.: Block-34, House no. 247,Trilokpri,Delhi-110091 , Phone No.: 011- 65333451  
 Corporate office: C-1/9, Sector-31, Gautam Budh Nagar, Noida, Uttar Pradesh-201301, Phone No. PH: 0120 - 4372849

**Submission of Unaudited Financial Results by Companies other than Banks**

Amount in lacs


**Statement of Standalone Unaudited Results for the Quarter and Half Year Ended 30.09.2024**

S. NO.	Particulars	3 Months Ended (30/09/24)	Preceding 3 Months Ended (30/06/24)	Corresponding 3 Months Ended in the Previous Year (30/09/23)	Year to date figures for current period ended (30/09/24)	Year to date figures for the previous year ended (30/09/23)	Year Ended (31/03/24)
		Unaudited	Unaudited	Unaudited	Unaudited	Unaudited	Audited
	<b>(Refer Notes Below)</b>						
1	(a) Revenue from Operations	66.61	67.35	97.22	133.96	190.96	368.22
	(b) Other Income	0.82	0.48	32.75	1.30	33.12	5.64
	<b>Total income from Operations (net)</b>	<b>67.43</b>	<b>67.83</b>	<b>129.97</b>	<b>135.26</b>	<b>224.08</b>	<b>373.86</b>
2	Expenses						
	a. Cost of Material Consumed	-	-	-	-	-	-
	b. Purchases of Stock in Trade	-	-	-	-	-	-
	c. Changes in Inventories of finished goods, work-in-progress and stock-in-trade	-	-	-	-	-	-
	d. Finance Cost	-	0.15	0.05	0.15	0.06	0.02
	e. Employee benefits expense	13.94	14.70	15.91	28.64	37.19	65.97
	f. Depreciation and Amortisation expense	-	-	-	-	-	5.75
	g. Other expenses	2.37	12.64	1.55	15.01	8.37	42.70
	<b>Total Expenses</b>	<b>16.31</b>	<b>27.49</b>	<b>17.51</b>	<b>43.80</b>	<b>45.62</b>	<b>114.44</b>
3	Profit / (Loss) before exceptional items and tax (1-2)	51.12	40.34	112.46	91.46	178.46	259.42
4	Exceptional items		-				0.03
5	Profit / (Loss) before Tax (3 + 4)	51.12	40.34	112.46	91.46	178.46	259.45
6	Tax expense						
	a. Current Tax	12.87	10.15	28.30	23.02	44.91	65.08
	b. Deferred Tax						(0.13)
	c. Excess/Short Provision of Earlier Year Tax						
7	Profit / (Loss) for the period	38.25	30.19	84.16	68.44	133.55	194.50
	<b>Other comprehensive income</b>						
	Items that will not be reclassified to profit or loss	(0.91)	(17.90)	(15.27)	(18.81)	20.03	11.37
	Income tax relating to items that will not be reclassified to profit or loss	(3.82)	(4.17)	(3.84)	(7.99)	5.04	(12.93)
	Items that will be reclassified to profit or loss	-	-	-	-	-	-
	Income tax relating to items that will be reclassified to profit or loss	-	-	-	-	-	-
	<b>Total comprehensive income for the period</b>	<b>41.16</b>	<b>16.46</b>	<b>72.73</b>	<b>57.62</b>	<b>148.54</b>	<b>218.80</b>
	<b>Details of Equity share capital</b>						
	Paid up equity share capital (Face value of Rs. 10/- each)	1,997.49	1,997.49	1,997.49	1,997.49	1,997.49	1,997.49
	Earnings Per Share						
	(a) Basic	0.19	0.15	0.42	0.34	0.67	0.97
	(b) Diluted	0.19	0.15	0.42	0.34	0.67	0.97

**Note:**

1	The above financial results were reviewed by the audit committee and approved by the board of directors on 14.11.2024.
2	This statement has been prepared in accordance with the companies ( Indian Accounting Standards) Rules 2015 ( Ind AS) prescribed under section 133 of the companies Act 2013and other recognised accounting practices and policies to the extent applicable.
3	The Figures have been regrouped and/or rearranged wherever considered necessary.

For APOORVA LEASING FINANCE & INVESTMENT COMPANY LIMITED



ATUL SINGH TYAGI  
 Managing Director

Place: Noida  
 Date: 14/11/2024


**APOORVA LEASING FINANCE AND INVESTMENT COMPANY LIMITED**  
**CIN : L74899DL1983PLC016713; Ph. No: 0120-4372849 E-mail : apporvaleasing@gmail.com;**  
**Website: www.apoorvaleasingfinance.com**  
**Regd. Off: 13/331, Geeta Colony, Third Floor, Delhi-110031**  
**Corp. Off:C-1/9, Sec-31, Noida, Uttar Pradesh-201301**

**Statement of Assets and Liabilities**

S.No.	Particulars	STANDALONE	
		As on 30/09/2024 (Unaudited)	As on 31/03/2024 (Audited)
	<b>Assests</b>		
<b>(1)</b>	<b>Non Current Assets</b>		
a	Property Plant & Equipment	14.27	14.27
b	Capital Work In progress	0.00	0.00
c	Investment Property	8861.27	7002.12
d	Goodwill	0.00	0.00
e	Other intangible Assets	0.00	0.00
f	Intangible assets under Development	0.00	0.00
g	Biological Assets other than bearer plants	0.00	0.00
h	<u>Financial Assets</u>		
(i)	Investments	1845.12	1575.40
(ii)	Trade Receivables	0.00	0.00
(iii)	Loans	0.00	0.00
(iv)	others	0.00	0.00
i	Deferred tax assets (net)	3.75	3.75
j	other non-current assets	2615.16	2890.51
	<b>Current Assets</b>		
a	Inventories	0.00	0.00
b	Financial Assets	0.00	0.00
(i)	Investments	0.00	0.00
(ii)	Trade Receivables	0.00	0.00
(iii)	Cash & Cash Equivalents	27.45	58.67
(iv)	Bank Balances other than (iii) above	0.00	0.00
(v)	Loans	1058.94	2757.75
(vi)	Others (to be specified)	0.00	0.00
c	Current Tax Assets (Net)	92.35	81.64
d	Other current Assets	166.64	227.34
	<b>Total Assets</b>	<b>14684.95</b>	<b>14611.45</b>

<b>EQUITY AND LIABILITIES</b>			
	<b>Equity</b>		
a	Equity Share Capital	1997.49	1997.49
b	other Equity	12551.87	12494.25
	<b>Liabilities</b>		
	<b>Non- current Liabilities</b>		
a	Financial Liabilities		
(i)	Borrowings	0.00	0.00
(ii)	Trade Payables	0.00	0.00
(iii)	other financial Liabilities	0.00	0.00
b	Provisions	0.00	0.00
c	Deferred Tax Liabilities (Net)	0.00	0.00
d	other non-current Liabilities	0.00	0.00
	<b>Current Liabilities</b>		
a	Financial Liabilities		
(i)	Borrowings	0.00	0.00
(ii)	Trade Payable	0.45	0.31
(iii)	other financial Liabilities	0.00	0.00
b	other current Liabilities	31.64	30.93
c	Provisions	0.00	0.00
d	Current Tax Liabilities (Net)	103.50	88.47
	<b>Total Equity &amp; Liabilities</b>	<b>14684.95</b>	<b>14611.45</b>

For APOORVA LEASING FINANCE AND INVESTMENT COMPANY LIMITED

  
Atul Singh Tyagi  
Managing Director

Place: Noida


Date: 14/11/2024

**CASH FLOW STATEMENT FOR THE PERIOD ENDED 30TH SEP 2024**

(Rs. in Lakhs)

PARTICULARS	30th Sep. 2024	31st Mar. 2024
<b>A. Cash Flow From Operating Activities</b>		
<b>Loss)</b>	91.46	259.42
<b>Adjustments for non Cash/ Non trade items:</b>		
Depreciation & Amortization Expenses	0	5.75
Adjustment of OCI	-18.81	11.37
Finance Cost	0.15	0.02
Dividend income	-1.19	-1.62
<b>Operating profits before Working Capital Changes</b>	<b>71.61</b>	<b>274.94</b>
<b>Adjusted For:</b>		
Changes in trade receivables	0.00	0.13
Changes in trade payables	0.14	-3.16
Changes in inventories	0.00	0.00
Changes in other current liabilities(Financial Assets)	0.71	20.17
Changes in Short Term Loans & Advances(Financial Assets)	1698.81	1585.68
Changes in other current assets(other Financial Statements)	60.70	253.63
<b>Cash generated from Operations</b>	<b>1831.97</b>	<b>2131.39</b>
Income Tax (Paid) / Refund	-10.71	-70.70
<b>Net Cash flow from Operating Activities before extraordinary items</b>	<b>1821.26</b>	<b>2060.69</b>
Proceeds from extraordinary items	0	0.03
<b>Net Cash flow from Operating Activities(A)</b>	<b>1821.26</b>	<b>2060.72</b>
<b>B. Cash Flow From Investing Activities</b>		
Changes in Investment in Property Plant Equipments	0.00	0.00
Investment in Property	-1859.15	0.00
Profit from Investment in Properties	0.00	0.00
Changes in Investment (Financial Assets)	-269.72	-1613.64
Dividends received	1.19	1.62
Other Inflow / (Outflows) of cash- Non-current Assets	275.35	-1700.78
<b>Net Cash used in Investing Activities(B)</b>	<b>-1852.33</b>	<b>-3312.80</b>
<b>C. Cash Flow From Financing Activities</b>		
Finance Cost	(0.15)	-0.02
Increase in / (Repayment) of Short term Borrowings	-	-90.00
<b>Net Cash used in Financing Activities(C)</b>	<b>-0.15</b>	<b>-90.02</b>
<b>D. Net Increase / (Decrease) in Cash &amp; Cash Equivalents(A+B+C)</b>	<b>-31.22</b>	<b>-1342.10</b>
<b>E. Cash &amp; Cash Equivalents at Beginning of period</b>	<b>58.67</b>	<b>1400.77</b>
<b>F. Cash &amp; Cash Equivalents at End of period</b>	<b>27.45</b>	<b>58.67</b>
<b>G. Net Increase / (Decrease) in Cash &amp; Cash Equivalents(F-E)</b>	<b>-31.22</b>	<b>-1342.10</b>

For and on behalf of the Board of Directors



**Atul Singh Tyagi**  
 Managing Director/CFO

DIN: 01335008

Place: NOIDA  
 Date: 14/11/2024



**APOORVA LEASING FINANCE AND INVESTMENT COMPANY LIMITED**

CIN No: L74899DL1983PLC016713, Email : apoorvaleasing@gmail.com, Website: www.apoorvaleasingfinance.com  
 Regd. Off.: Block-34, House no. 247, Trilokpri, Delhi-110091 , Phone No.: 011- 65333451  
 Corporate office: C-1/9, Sector-31, Gautam Budh Nagar, Noida, Uttar Pradesh-201301, Phone No. PH: 0120 - 4372849

**Submission of Uaudited Financial Results by Companies other than Banks**

**Statement of Consolidated Unaudited Results for the Quarter and Year to date Ended 30.09.2024**

S. NO.	Particulars (Refer Notes Below)	3 Months Ended (30/09/24)	Preceding 3 Months Ended (30/06/24)	Corresponding 3 Months Ended in the Previous Year (30/09/23)	Year to date figures for current period ended (30/09/24)	Year to date figures for the previous year ended (30/09/23)	Year Ended (31/03/24)
		Unaudited	Unaudited	Unaudited	Unaudited	Unaudited	Audited
1	(a) Revenue from Operations	70.09	67.35	97.22	137.44	202.64	368.22
	(b) Other income	0.82	0.48	36.71	1.30	37.08	21.15
	<b>Total income from Operations (net)</b>	<b>70.91</b>	<b>67.83</b>	<b>133.93</b>	<b>138.74</b>	<b>239.72</b>	<b>389.37</b>
2	Expenses						
	a. Cost of Material Consumed	-	-	-	-	-	-
	b. Purchases of Stock in Trade	-	-	-	-	-	-
	c. Changes in Inventories of finished goods, work-in-progress and stock-in-trade	-	-	-	-	-	-
	d. Finance Cost	0.00	0.15	0.07	0.15	0.08	0.04
	e. Employee benefits expense	13.94	14.70	15.91	28.64	37.19	65.97
	f. Depreciation and Amortisation expense	-	-	-	-	-	5.75
	g. Other expenses	2.43	12.70	1.61	15.13	8.50	55.89
	<b>Total Expenses</b>	<b>16.37</b>	<b>27.55</b>	<b>17.59</b>	<b>43.92</b>	<b>45.77</b>	<b>127.65</b>
3	Profit / (Loss) before exceptional items and tax (1-2)	54.54	40.28	116.34	94.82	193.95	261.72
4	Exceptional items	-	-	-	-	-	0.03
5	Profit / (Loss) before Tax (3 + 4)	54.54	40.28	116.34	94.82	193.95	261.75
6	Tax expense						
	a. Current Tax	13.94	10.14	29.51	24.08	49.74	66.25
	b. Deferred Tax	-	-	-	-	-	(0.13)
	c. Excess/short provision relating earlier year tax	-	-	-	-	-	-
7	Profit / (Loss) for the year	40.60	30.14	86.83	70.74	144.21	195.63
	<b>Profit (Loss) for the period before minority interest</b>						
	Share of Profit/Loss for Associates	-	-	-	-	-	13.83
	Profit(Loss) of minority interest	1.57	(0.03)	1.25	1.54	4.99	1.66
	<b>Net Profit after taxes, minority interest and share of profits of Associates</b>	<b>39.03</b>	<b>30.17</b>	<b>85.58</b>	<b>69.20</b>	<b>139.22</b>	<b>207.80</b>
	<b>Other comprehensive income</b>						
	Items that will not be reclassified to profit or loss	(4.29)	(17.54)	(14.91)	(21.83)	9.04	1.06
	Income tax relating to items that will not be reclassified to profit or loss	(4.87)	(4.06)	(3.73)	(8.93)	1.61	(16.14)
	Items that will be reclassified to profit or loss	-	-	-	-	-	-
	Income tax relating to items that will be reclassified to profit or loss	-	-	-	-	-	-
	<b>Total comprehensive income for the period</b>	<b>39.61</b>	<b>16.69</b>	<b>74.40</b>	<b>56.30</b>	<b>146.65</b>	<b>225.00</b>
	<b>Details of Equity share capital</b>						
	Paid up equity share capital (Face value of Rs. 10/- each)	1,997.49	1,997.49	1,997.49	1,997.49	1,997.49	1,997.49
	Earnings Per Share						
	(a) Basic	0.20	0.15	0.43	0.35	0.70	1.04
	(b) Diluted	0.20	0.15	0.43	0.35	0.70	1.04

**Note:**

1	The above financial results were reviewed by the audit committee and approved by the board of directors on 14.11.2024.
2	This statement has been prepared in accordance with the companies ( Indian Accounting Standards) Rules 2015 ( Ind AS) prescribed under section 133 of the companies Act 2013 and other recognised accounting practices and policies to the extent applicable.
3	The Figures have been regrouped and/or rearranged wherever considered necessary.

For APOORVA LEASING FINANCE & INVESTMENT COMPANY LIMITED

  
**ATUL SINGH TYAGI**  
 Managing Director

Place: Noida  
 Date: 14/11/2024

**APOORVA LEASING FINANCE AND INVESTMENT COMPANY LIMITED**  
**CIN : L74899DL1983PLC016713; Ph. No: 0120-;4372849 E-mail : apporvaleasing@gmail.com;**

**Website: www.apoorvaleasingfinance.com**

**Regd. Off: 13/331, Geeta Colony, Third Floor, Delhi-110031**

**Corp. Off: C-1/9, Sec-31, Noida, Uttar Pradesh-201301**

**Statement of Assets and Liabilities**

S.No.	Particulars	CONSOLIDATED	
		As on 30/09/2024 (Unaudited)	As on 31/03/2024 (Audited)
	<b>Assests</b>		
<b>(i)</b>	<b>Non Current Assets</b>		
a	Property Plant & Equipment	14.27	14.27
b	Capital Work In progress	0.00	0.00
c	Investment Property	9082.08	7222.93
d	Goodwill	0.00	0.00
e	Other intangible Assets	0.00	0.00
f	Intangible assets under Development	0.00	0.00
g	Biological Assets other than bearer plants	0.00	0.00
h	<u>Financial Assets</u>		
(i)	Investments	1852.15	1509.87
(ii)	Trade Receivables	54.12	54.12
(iii)	Loans	0.00	0.00
(iv)	others	0.00	0.00
i	Deferred tax assets (net)	3.75	3.75
j	other non-current assets	2615.16	2890.51
	<b>Current Assets</b>		
a	Inventories	0.00	0.00
b	Financial Assets	0.00	0.00
(i)	Investments	0.16	20.77
(ii)	Trade Receivables	0.00	0.00
(iii)	Cash & Cash Equivalentents	32.70	64.96
(iv)	Bank Balances other than (iii) above	0.00	0.00
(v)	Loans	1193.75	2942.56
(vi)	Others (to be specified)	0.00	0.00
c	Current Tax Assets (Net)	94.75	82.92
d	Other current Assets	166.64	227.34
	<b>Total Assets</b>	<b>15109.53</b>	<b>15034.00</b>
	<b>EQUITY AND LIABILITIES</b>		
	<b>Equity</b>		
a	Equity Share Capital	1997.49	1997.49
b	other Equity	12862.39	12804.55

	Non Controlling Interest	85.49	83.92
	<b>Liabilities</b>		
	<b>Non- current Liabilities</b>		
a	Financial Liabilities		
(i)	Borrowings	0.00	0.00
(ii)	Trade Payables	0.00	0.00
(iii)	other financial Liabilities	0.00	0.00
b	Provisions	0.00	0.00
c	Deferred Tax Liabilities (Net)	0.00	0.00
d	other non-current Liabilities	0.00	0.00
	<b>Current Liabilities</b>		
a	Financial Liabilities		
(i)	Borrowings	4.50	4.50
(ii)	Trade Payable	1.56	1.42
(iii)	other financial Liabilities	0.00	0.00
b	other current Liabilities	52.34	51.51
c	Provisions	0.00	0.00
d	Current Tax Liabilities (Net)	105.76	90.61
	<b>Total Equity &amp; Liabilities</b>	<b>15109.53</b>	<b>15034.00</b>

For APOORVA LEASING FINANCE AND INVESTMENT COMPANY LIMITED

  
Managing Director

Place: Noida

Date: 14/11/2024



**APOORVA LEASING FINANCE AND INVESTMENT CO. LTD**  
Block-34, House no. 247, Trilokpri, Delhi-110091

**CONSOLIDATE CASH FLOW STATEMENT FOR THE PERIOD ENDED 30TH SEPTEMBER, 2024**

S.No.	Particulars	30th Sep, 2024	31st Mar, 2024
<b>A.</b>	<b>Cash Flow From Operating Activities</b>		
	Net Profit before tax and extra ordinary items (as per Statement of Profit and Loss)	94.82	261.72
	<b>Adjustments for non Cash/ Non trade items:</b>		
	Adjustment of OCI		
	Finance Cost	(21.83)	1.06
	Dividend Income	0.15	0.04
	Payment to Minority Interest	(1.19)	(1.62)
	Adjustment of Reserve of LLP		(207.47)
	(Profit)/Loss on sales of Investment		7.80
	Depreciation	-	-
	<b>Operating profits before Working Capital Changes</b>	-	5.75
	<b>Adjusted For:</b>	<b>71.95</b>	<b>67.28</b>
	(Increase) / Decrease in trade receivables	-	54.04
	(Increase) / Decrease in Inventories	-	-
	Increase / (Decrease) in trade payables	0.14	(3.11)
	Increase / (Decrease) in other current liabilities	0.83	20.66
	(Increase) / Decrease in Short Term Loans & Advances	1,748.81	1,624.36
	(Increase) / Decrease/change in current Investment	20.61	125.63
	increase / (Decrease) in Non Controlling interest	1.57	-
	(Increase) / Decrease in other current assets	-	-
	<b>Cash generated from Operations</b>	<b>60.70</b>	<b>253.63</b>
	Income Tax (Paid) / Refund	<b>1,904.61</b>	<b>2,142.49</b>
	Adjustment for extraordinary items	(11.83)	(71.05)
	<b>Net Cash flow from Operating Activities(A)</b>	<b>1,892.78</b>	<b>2,071.47</b>
<b>B.</b>	<b>Cash Flow From Investing Activities</b>		
	Dividend Income		1.62
	sales/Purchase /change in non-current Assets	1.19	(1,700.78)
	sales/Purchase of Non-Current Investment	275.35	506.22
	sales/Purchase non-current Assets property	(342.28)	(2,126.29)
	Sales/Purchase of Fixed Assets	(1,859.15)	-
	<b>Net Cash used in Investing Activities(B)</b>	<b>(1,924.89)</b>	<b>(3,319.23)</b>
<b>C.</b>	<b>Cash Flow From Financing Activities</b>		
	Finance Cost		
	Interest on FDR	(0.15)	(0.04)
	Increase in / (Repayment) of Short term Borrowings	-	(90.00)
	<b>Net Cash used in Financing Activities(C)</b>	<b>(0.15)</b>	<b>(90.04)</b>
<b>D.</b>	<b>Net Increase / (Decrease) in Cash &amp; Cash Equivalents(A+B+C)</b>	<b>(32.26)</b>	<b>(1,337.80)</b>
<b>E.</b>	Cash & Cash Equivalents at Beginning of period	64.96	1,402.76
<b>F.</b>	Cash & Cash Equivalents at End of period	32.70	64.96
<b>G.</b>	<b>Net Increase / (Decrease) in Cash &amp; Cash Equivalents(F-E)</b>	<b>(32.26)</b>	<b>(1,337.80)</b>

For and on behalf of the Board of Directors



Atul Singh Tyagi  
Managing Director/CFO  
DIN NO. 01335008

Place: NOIDA  
Date: 14.11.2024

**APOORVA LEASING FINANCE AND INVESTMENT COMPANY LIMITED**

Corporate Office: C-1/9 First Floor, Sector – 31, GautamBudh Nagar, Noida, 201301

CIN No. L74899DL1983PLC016713 Email :[apoorvaleasing@gmail.com](mailto:apoorvaleasing@gmail.com)

PH # 0120 - 4372849

---

**14<sup>th</sup> November, 2024**

To

**The Department of Corporate Services,**

BSE Limited

PhirozeJeejeebhoy Towers

Dalal Street Mumbai- 400001

**Scrip Code- 539545**

Dear Sir/Madam,

**Sub: Declaration pursuant to Regulation 33 (3)(d) of the SEBI (Listing Obligations and Disclosure Requirements) Regulations, 2015**

We do hereby declare that, the Auditor's Report on Standalone and Consolidated Audited Financial Results of the Company, for the quarter and half financial year ended 30<sup>th</sup> September, 2024, issued by the Statutory Auditors of Company, is with unmodified opinion.

This declaration is given pursuant to the provisions of Regulation 33(3) (d) of the SEBI (Listing Obligations and Disclosure Requirements) Regulations, 2015, as amended vide SEBI notification no. SEBI/LAD-NRO/GN/2016-2017/001 dated May 25, 2016 and SEBI Circular No. CIR/CFD/CMD/56/2016 dated May 27, 2016.

This is for your information and record.

Thanking You,

Yours Faithfully,

For **Apoorva Leasing Finance & Investment Company Limited**



**Atul Singh Tyagi**  
**Managing Director Cum**  
**Chief Financial Officer**